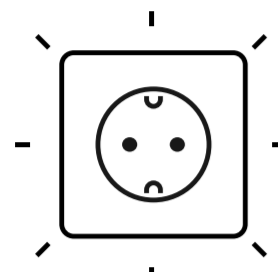




Baseline product line


Outlet [type E] Jeweller

Wireless smart wall outlet with power consumption monitor



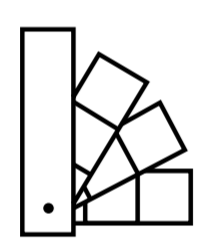
The next level of comfort

- Control via smartphone
- Touch-sensitive button for manual control
- Operates without an internet connection
- Automation scenarios




Quick installation and setup

- Installed instead of the old outlet without replacing the mounting box¹ and rewiring
- Pairing with a hub via QR code
- Remote control and configuration in the app



Designed for any interior

There are 8 colours suitable for installation everywhere — at home, in the office, a production facility, or any other area.




Control and conscious consumption

- Power consumption monitor
- Protection from overcurrent and overheating
- LED indication of operation state



Jeweller communication technology

- Up to 1,100 m of wireless communication
- Data is encrypted throughout the transmission process
- Regular polling to display current device statuses



Outlet components

Outlet is a prefab device. All parts are purchased separately. Components are installed by attaching to each other.

Relay

Controls the power supply of Outlet




Cover

A front panel with a receptacle cap to cover Relay

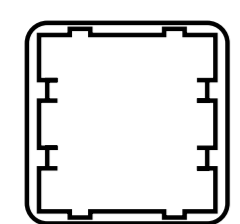


Frame

A plastic frame with 2 to 5 seats to place devices in one set



If the outlet is installed as a separate device, the front panel and frame come as one component. To install several devices side by side as a set, you need to purchase a frame and suitable covers.



Configuration variability


Outlet can be used separately or combined with LightSwitch switches and installed into Frame. Devices have the same frame design and colour shades.



Outlet



Frame with 2 Outlet



Frame with 2 Outlet and 2 LightSwitch

Superior, Fibra, and Baseline product lines are mutually compatible. This opens up numerous possibilities for building systems of any configuration.




<p>Compatibility</p> <p>Hubs Hub Plus, Hub 2 (2G), Hub 2 (4G), Hub 2 Plus, Hub Hybrid (2G), Hub Hybrid (4G)</p> <p>Range extenders ReX, ReX 2</p>	<p>Communication with control panel</p> <p>Jeweller communication technology</p> <p>Frequency bands 866.0–866.5 MHz 868.0–868.6 MHz 868.7–869.2 MHz 905.0–926.5 MHz 915.85–926.5 MHz 921.0–922.0 MHz Depends on the sales region</p> <p>Jeweller communication range up to 1,100 m In an open space</p>	<p>Components Single outlet</p> <p>Installed as a separate device</p> <p>Relay OutletCore (smart) [type E] Jeweller</p> <p>Cover SoloCover (smart) [type E]</p>	<p>Components Combined outlet</p> <p>Installed with several devices side by side in one frame</p> <p>Relay OutletCore (smart) [type E] Jeweller</p> <p>Cover SideCover (smart) [type E] CenterCover (smart) [type E]</p> <p>Frame Frame (2 seats) Frame (3 seats) Frame (4 seats) Frame (5 seats)</p>
<p>Power supply</p> <p>Power supply voltage 230 V~, 50 Hz</p> <p>Maximum power 3 kW</p> <p>Overcurrent protection more than 13 A If protection is triggered, Outlet turns off power and sends a notification to Ajax apps</p> <p>Overheating protection more than +95°C If protection is triggered, Outlet turns off power and sends a notification to Ajax apps</p>	<p>Installation</p> <p>Operating temperature range from 0°C to +40°C</p> <p>Operating humidity up to 75%</p>	<p>Enclosure</p> <p>Colour black, white, fog, gray, graphite, ivory, oyster, olive</p> <p>Weight OutletCore (smart) [type E] Jeweller 75 g</p> <p>SoloCover (smart) [type E] Front panel: 37 g Receptacle cap: 8 g</p> <p>SideCover (smart) [type E] Front panel: 26 g Receptacle cap: 8 g</p> <p>CenterCover (smart) [type E] Front panel: 25 g Receptacle cap: 8 g</p> <p>Frame 2 seats: 16 g 3 seats: 22 g 4 seats: 28 g 5 seats: 34 g</p>	<p>Complete set</p> <p>Dimensions OutletCore (smart) [type E] Jeweller 72.5 × 76 × 44.4 mm</p> <p>SoloCover (smart) [type E] Front panel: 82.3 × 82.3 × 10.1 mm Receptacle cap: 42.5 × 21.5 mm</p> <p>SideCover (smart) [type E] Front panel: 82.3 × 76.2 × 10.1 mm Receptacle cap: 42.5 × 21.5 mm</p> <p>CenterCover (smart) [type E] Front panel: 82.3 × 70.4 × 10.1 mm Receptacle cap: 42.5 × 21.5 mm</p> <p>Frame 2 seats: 82.8 × 153.5 × 6.3 mm 3 seats: 82.8 × 224.5 × 6.3 mm 4 seats: 82.8 × 295.5 × 6.3 mm 5 seats: 82.8 × 366.5 × 6.3 mm</p>

1 – Please note that the relay has a shallow depth of 38 mm. We recommend using 50 mm or bigger mounting boxes for convenient cable management.



For detailed information, scan the QR code or follow the link:

support.ajax.systems/manuals/outlet-type-e-jeweller

-  support@ajax.systems
-  [@AjaxSystemsSupport_Bot](https://t.me/AjaxSystemsSupport_Bot)
-  ajax.systems